

Müller-BBM GmbH  
Robert-Koch-Str. 11  
82152 Planegg bei München

Telephone +49(89)85602 0  
Telefax +49(89)85602 111

www.MuellerBBM.de

Dipl.-Ing. (FH) Dominik Reif  
Telephone +49(89)85602 3566  
Dominik.Reif@mbbm.com

2019-05-03  
M104146/38 RFD/STEG

## **Fabric Atlantic 61166, Manufacturer Gabriel A/S**

**Determination of airflow resistance  
according to ISO 9053-1**

**Test Report No. M104146/38**

Client:	Gabriel A/S Hjulgagervej 55 9000 Aalborg DENMARK
Consultant:	Dipl.-Ing. (FH) Dominik Reif
Date of report:	2019-05-03
Delivery date of test object:	2019-02-20
Date of test:	2019-03-04
Total number of pages:	In total 10 pages, thereof 5 pages text, 3 pages Appendix A and 2 pages Appendix B.

Müller-BBM GmbH  
HRB Munich 86143  
VAT Reg. No. DE812167190

Managing directors:  
Joachim Bittner, Walter Grotz,  
Dr. Carl-Christian Hantschk, Dr. Alexander Ropertz,  
Stefan Schierer, Elmar Schröder

## Table of contents

1	Task	3
2	Basis	3
3	Test objects	3
4	Execution of measurements	3
5	Measurement results	4
6	Remarks	5

**Appendix A:** Measurement results and evaluation

**Appendix B:** Description of the test procedure and list of test equipment

## 1 Task

On behalf of Gabriel A/S, 9000 Aalborg, Denmark, the airflow resistance of three samples of the fabric Atlantic 61166 was to be determined according to ISO 9053-1 [1].

## 2 Basis

This test report is based on the following document:

- [1] DIN EN ISO 9053-1: Acoustics – Determination of airflow resistance – Part 1: Static airflow method (ISO 9053-1:2018); German version EN ISO 9053-1:2018. March 2019

## 3 Test objects

The tested fabrics are described in Table 1. The indicated characteristic values were determined by the testing laboratory on the basis of the three samples delivered by the manufacturer.

Table 1. Test objects.

Test object (manufacturer's information)	Area specific mass $m'$ [g/m <sup>2</sup> ]	Thickness $t$ [mm]
Fabric Atlantic 61166, manufacturer Gabriel A/S, sample 13326-1	371	1.3
Fabric Atlantic 61166, manufacturer Gabriel A/S, sample 13326-2	369	1.3
Fabric Atlantic 61166, manufacturer Gabriel A/S, sample 13326-3	368	1.3

## 4 Execution of measurements

The airflow resistance was determined according to ISO 9053-1 [1].

The test method, the test facility and the test equipment used are described in Appendix B.

## 5 Measurement results

The measurement results are shown in diagrams and tables in the test certificates in Appendix A of this report.

The measurement results are also shown in the following Table 2.

Table 2. Test results.

Test object (manufacturer's information)	Airflow resistance $R_s$ / (Pa s / m)	Appendix A, page
Fabric Atlantic 61166, manufacturer Gabriel A/S, sample 13326-1	85	1
Fabric Atlantic 61166, manufacturer Gabriel A/S, sample 13326-2	80	2
Fabric Atlantic 61166, manufacturer Gabriel A/S, sample 13326-3	76	3
Mean value	80	

For the three tested samples an average specific airflow resistance of

$$R_s = 80 \text{ Pa} \cdot \text{s/m}$$

was determined.

The measurement results are shown in diagrams and tables in the test certificate in Appendix A of this report.

## 6 Remarks

The test results exclusively relate to the investigated subjects and conditions described.



Dipl.-Ing. (FH) Dominik Reif  
(Project Manager)

This test report may only be published, shown or copied as a whole, including its appendices. The publishing of excerpts is only possible with prior consent of Müller-BBM.



Durch die DAkkS Deutsche Akkreditierungsstelle GmbH  
nach DIN EN ISO/IEC 17025 akkreditiertes Prüflaboratorium.  
Die Akkreditierung gilt für die in der Urkunde aufgeführten Prüfverfahren.

ISO 9053-1  
Determination of airflow resistance

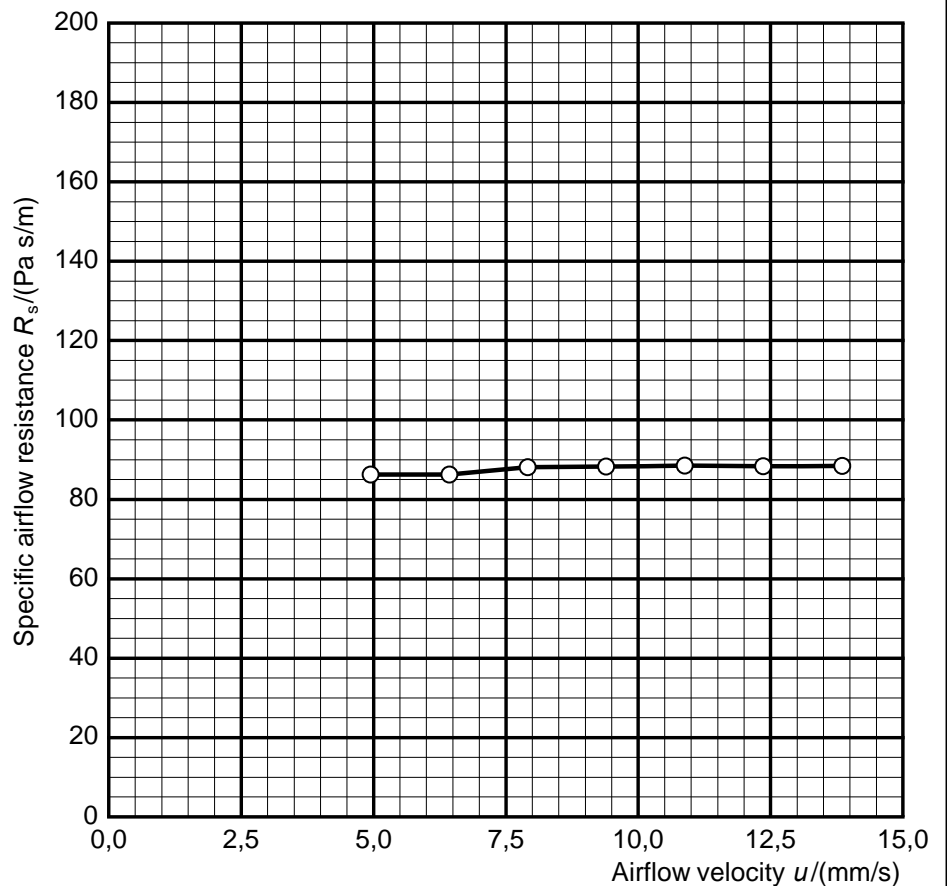
**Client::** Gabriel A/S  
Hjulmagervej 55  
9000 Aalborg  
DENMARK

**Project Number::** M104146  
**Sample Number::** 13326-1  
**Test object:** - Atlantic 61166, sample 1

Diameter: 100 mm  
Thickness: 1.3 mm  
Area-specific mass: 371 g/m<sup>2</sup>

Barometric pressure:  
 $B = 93,7 \text{ kPa}$   
Temperature:  
 $\theta = 21,0 \text{ °C}$   
Relative humidity:  
 $r. h. = 14,3 \%$

$u/$ (mm/s)	$R_s/$ (Pa s/m)
4.95	86
6.43	86
7.91	88
9.39	88
10.88	89
12.36	88
13.85	88



Specific airflow resistance  $R_s = 85 \text{ Pa s/m}$

Laboratory: Planegg  
Responsible: Moll  
Date: 2019-03-04

ISO 9053-1  
Determination of airflow resistance

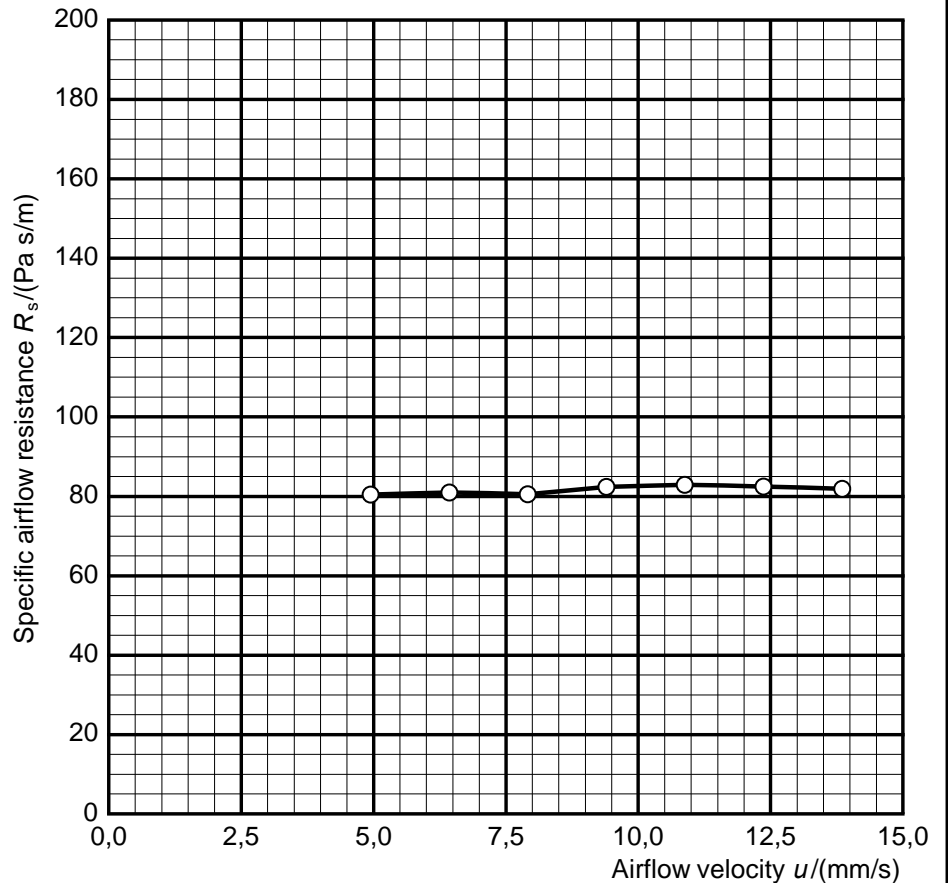
**Client::** Gabriel A/S  
Hjulmagervej 55  
9000 Aalborg  
DENMARK

**Project Number::** M104146  
**Sample Number::** 13326-2  
**Test object:** - Atlantic 61166, sample 2

Diameter: 100 mm  
Thickness: 1.3 mm  
Area-specific mass: 369 g/m<sup>2</sup>

Barometric pressure:  
 $B = 93,7$  kPa  
Temperature:  
 $\theta = 21,1$  °C  
Relative humidity:  
 $r. h. = 10,4$  %

$u/$ (mm/s)	$R_s/$ (Pa s/m)
4.95	80
6.43	81
7.91	80
9.40	82
10.88	83
12.37	82
13.85	82



Specific airflow resistance  $R_s = 80$  Pa s/m

Laboratory: Planegg  
Responsible: Moll  
Date: 2019-03-04

ISO 9053-1  
Determination of airflow resistance

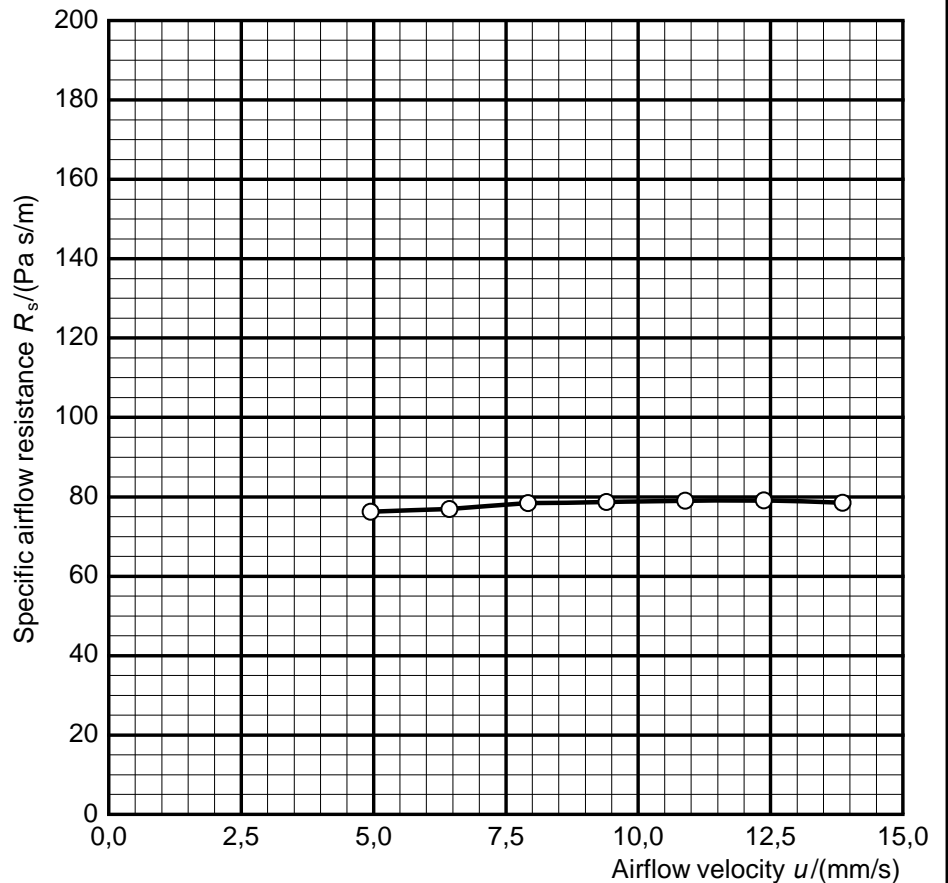
**Client::** Gabriel A/S  
Hjulmagervej 55  
9000 Aalborg  
DENMARK

**Project Number::** M104146  
**Sample Number::** 13326-3  
**Test object:** - Atlantic 61166, sample 3

Diameter: 100 mm  
Thickness: 1.3 mm  
Area-specific mass: 368 g/m<sup>2</sup>

Barometric pressure:  
 $B = 93,7$  kPa  
Temperature:  
 $\theta = 21,2$  °C  
Relative humidity:  
 $r. h. = 9,6$  %

$u/$ (mm/s)	$R_s/$ (Pa s/m)
4.95	76
6.43	77
7.92	78
9.40	79
10.89	79
12.37	79
13.86	78



Specific airflow resistance  $R_s = 76$  Pa s/m

Laboratory: Planegg  
Responsible: Moll  
Date: 2019-03-04



## Description of the test procedure for the determination of the airflow resistance

### 1 Measurand

The specific airflow resistance  $R_S$  of the test object was determined. For this purpose, the air pressure difference in front of as well as behind the test object was measured at different volumetric airflow rates. The specific airflow resistance  $R_{S,i}$  for each volumetric airflow rate  $q_i$  determined was calculated using the following equation:

$$R_{S,i} = \frac{\Delta p_i \cdot A}{q_{v,i}}$$

With:

$R_{S,i}$  specific airflow resistance in Pa s/m

$\Delta p_i$  air pressure difference across the test object with respect to the atmosphere in Pa

$A$  cross-sectional area of the test object perpendicular to the direction of flow in  $m^2$

$q_{v,i}$  volumetric airflow rate passing through the test object in  $m^3/s$

$u_i$  linear airflow velocity in m/s

In addition, the linear airflow velocity  $u_i$  was determined:

$$u_i = \frac{q_{v,i}}{A}$$

The indicated measurement result is the specific airflow resistance  $R_S$  which is calculated for an airflow velocity of  $u = 0.0005$  m/s by extrapolation with the help of the linear regression.

## 2 Test procedure

The direct airflow method (method A according to ISO 9053-1) was applied. A steady unidirectional airflow with different airflow rates is pressed through the test object in the specimen holder. The resulting pressure drop between the two free faces of the test object is measured.

The specimen holder had a diameter of  $D = 100$  mm.

## 3 Precision

According to ISO 9053-1 [1], for the test procedure based on round-robin tests for open-pored foam, a repeatability precision of approximately 15 % was determined.

## 4 List of test equipment

The test equipment used is listed in Table B.1.

Table B.1. Test equipment

Name	Manufacturer	Type	Serial-No.	Calibration valid until
Measurement system airflow resistance	Müller-BBM	M89319-00	315003	2020-03
Software for measurement and evaluation	Müller-BBM Acoustic Solutions	m ars	1.9.6697.32125	
Digital measuring slide	Mitutoyo	CD-15PPR	07019377	2021-03
Electronic balance	Kern	KB1200-2N	W1402353	2021-03